


Power Optocoupler 24VDC/3A

OK3

Characteristics:

- Switchable in parallel for power increase
- Transmission frequency 1kHz
- Output 24VDC/3A
- Switching of inductive / ohmic loads
- Permanent short-circuit proof
- Excess temperature switch off
- Under- / overvoltage switch off
- Status display in output
- Mountable on 35mm cap rail TS35
- Mountable side by side via link plug
- Tension spring connection
- Shape 6,2mm
- High reliability, 5 years warranty



Description:

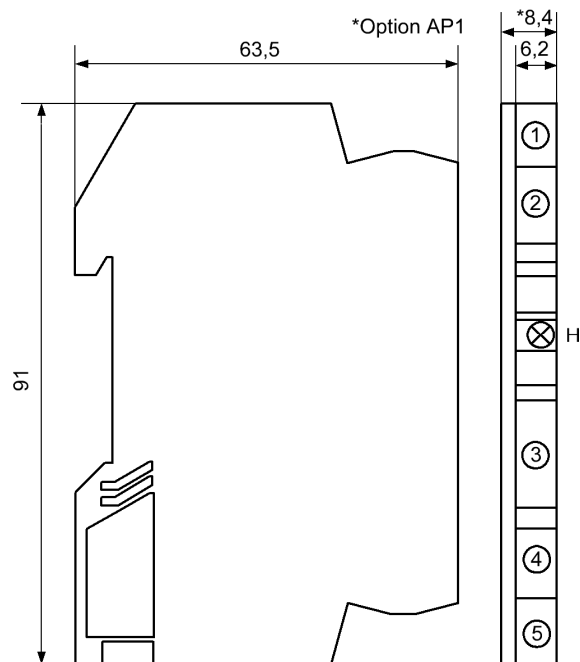
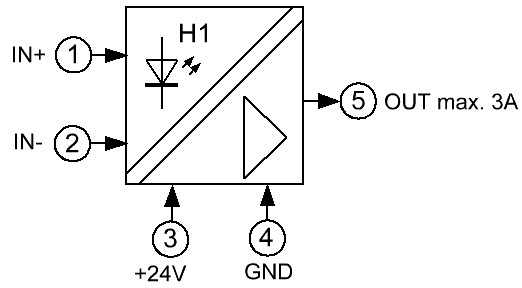
The devices of the optocouplers series OK3 are made for galvanic isolation resp. the amplification of DC current and/or voltage signals. One LED in output displays the switch status. The permanent short-circuit proof output protects in case of a failure. In this case the device will not be ready to resume operation until the fault has been cleared and excitation has been performed again. Input and output are completely galvanic isolated. For higher loads, the admissible output current can be multiplied by connecting the outputs in parallel.

Application:

Suitable for low power, non-contact switching of valves, brakes, DC inductors, inductive/ohmic loads.

Order Code:

	Input:	Output:
OK3-1	24VDC	24VDC/3A
OK3-2	5VDC	24VDC/3A
OK3-3	15VDC	24VDC/3A



Technical data:

Supply:

Supply voltage : 12...30VDC
Power consumption : 10mA + load

Inputs:

OK3-1	16, 8...30VDC,	6...13mA
OK3-2	3, 75...6,25VDC,	6...13mA
OK3-3	10, 5...18,75VDC,	6...13mA

Outputs:

Voltage output : U_{cc}-0,5V
Current output : Max. 3A, short-circuit proof
Switch time at R-load : Switch on delay: 0,3ms
Switch off delay: 0,4ms :
Transmission frequency: 1kHzkHz, at R-load
Output resistance : < 40mΩ

General data:

Operating temperature : 0...50°C
Storage temperature : -25...+85°C, condensation before putting into operation is not allowed
CE conformity : EN 61326-1, EN 61000-4-2/3*/4/5/6*, EN 61000-6-4
* during measurements are small deviations possible

Body:

Dimension : See drawing, 6,2mm terminal block body, 6,2x63,5x91mm
Material : PA 6, 6 / V2
Protection category : IP20 with side cover/end cover plate
Connection : Spring force connection 0, 2 - 4mm², inflexible, 0, 2 – 2,5mm, flexible
Contact load with link plugs max. 24A
Fixing : Snap-on mounting for norm rail TS35
Weight : 23g
Mounting position : As you like / mountable side by side

Note on safety:



Disconnect the power supply before attempting to open the unit.

During the operation of this module it is possible that parts of the module, even there is extra-low voltage, (for example shunt measurement) are under dangerous voltage! Therefore a non-observance of this caution may cause damage of property or physical injury.

Only trained qualified personnel should install or operate the unit. Before installation the qualified personnel should read the documentation and should familiarize themselves with the unit.

If there is visible damage to the body of the unit it should be immediately replaced and not put into operation.



Please ensure that there is a sufficient prevention against electrostatic discharge during installation of the unit.

Installation Information:

Pay attention and make sure the unit is far away from mounted sources that may disturb the device such as magnetic coils, transformers, frequency converters etc.

Wiring advise:

Use only shielded cables. The shield is to be connected extensively to ground. Do not mix power- and signal-wires/cables in the same cable tray.

Limited guarantee:

The LEG Industrie-Elektronik GmbH warranted that the product does not have any material or processing defects in a period of 5 years after date of delivery.

It is up to the choice of LEG to repair or to exchange an inoperative unit.

Subsequent damages or any claim for indemnification above the functionality of the unit are excluded.

This limited warranty is only valid if ...

1. the product was installed and put into operation according to the LEG operation documentation;
2. the technical configuration of the power supply was abided;
3. the product was not used for unintended purposes;
4. there were no unauthorized modifications or manipulations, misuse or repairs without previous agreement from LEG .

Our Terms of Trade are based on the "General Conditions for the supply of products and services of the Electrical and Electronics Industry" including the "Complementary Clause: Extended Reservation of Property" of the ZVEI e.V. (German Association of Electrical Manufacturers).

Miscellaneous:

We expressly reserve the right, without previous notice, to correct errors contained in any data of this information brochure, and to make alterations to the program and technical modifications.